

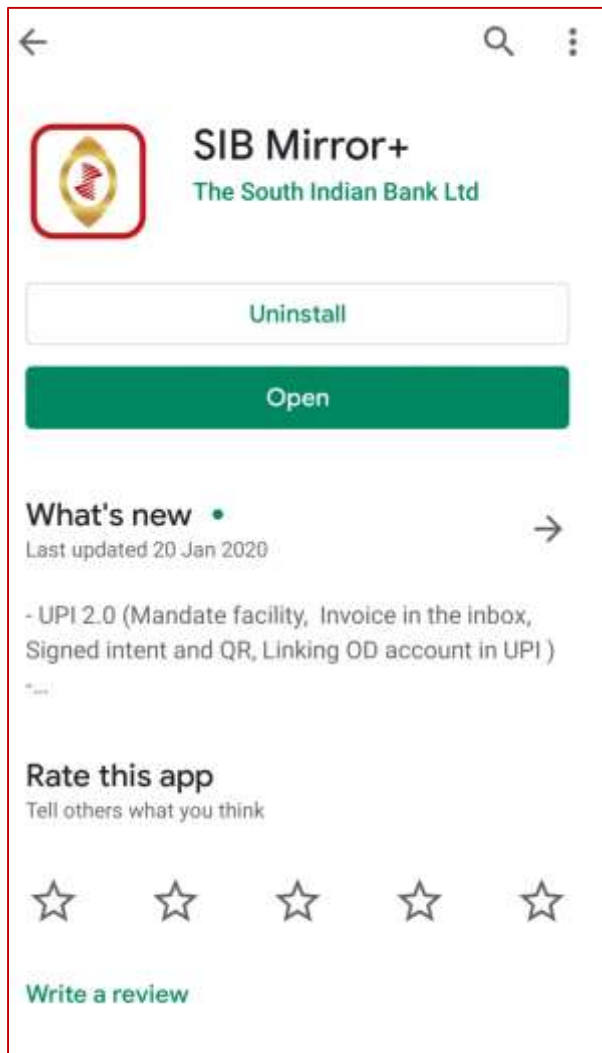
# ST. NORBERT SCHOOL

Doddagubbi Post, Bangalore – 560077

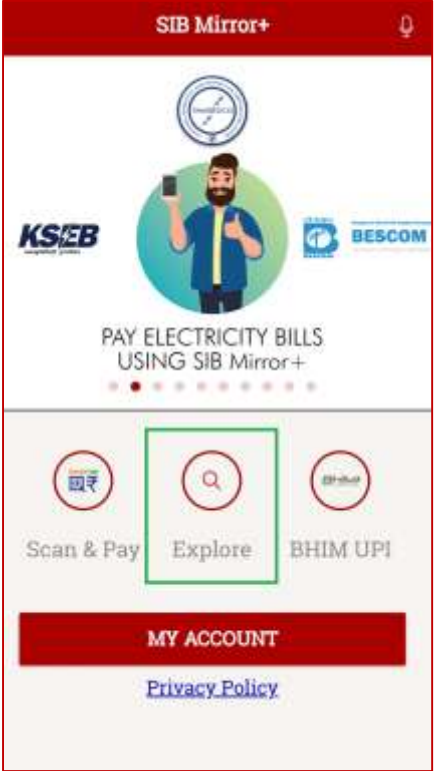
## Online Payment User Manual

### A. Using Mobile Application

1. Download the **SIB Mirror+** application from Google Play Store and open.



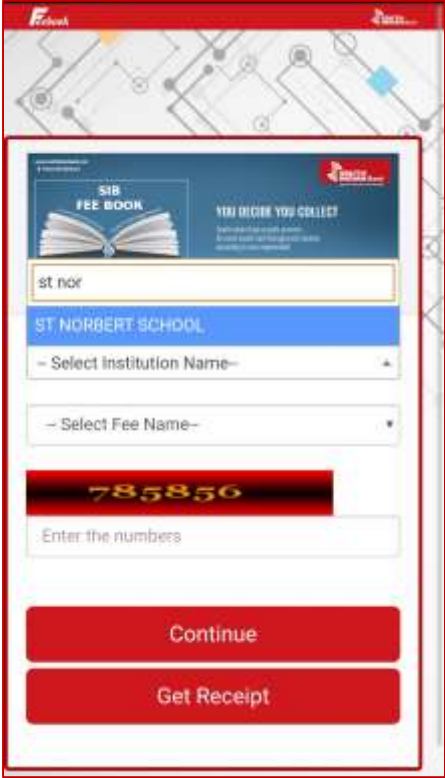
2. Click 'Explore'



3. Click 'Feebook'

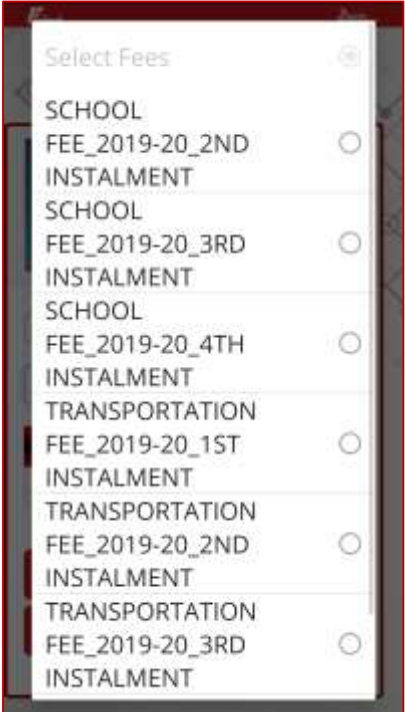


#### 4. Select Institution Name – ST NORBERT SCHOOL



#### 5. Select Fees

There are two types of fees – School Fees (4 instalments) & Transportation Fees (3 instalments). Choose the one for which you are making the payment.



6. Enter the given numbers and click 'Continue'.

ST NORBERT SCHOOL

SCHOOL FEE\_2019-20\_4TH INSTALMENT

305163

305163

Continue

Get Receipt

7. Enter the Admission Number of your Child in the format 100/2019-20 without any space between numbers or special characters and click on 'Get Details'.

ST NORBERT SCHOOL

Email: stnorbertschool4@gmail.com

ADMISSION NUMBER\*

100/2019-20

Get Details >>

STUDENT NAME\*

© 2019 www.stnorbertschool.com. All Rights Reserved

8. Details - Student's Name, Grade, Division, Amount, Fine Amount (after due date) will be auto populated as given in the image below.

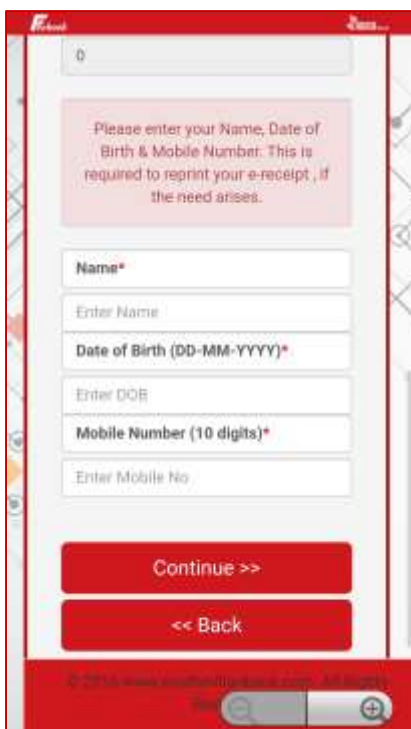


A screenshot of a mobile application interface with a red header and footer. The form contains the following fields and values:

- ADMISSION NUMBER\*: 4 / 2019-20
- Get Details >> (red button)
- STUDENT NAME\*: [Redacted]
- GRADE\*: 1
- DIVISION\*: C
- AMOUNT\*: 5800
- Fine Amount\*: 0.0

At the bottom, there is a copyright notice: © 2019 www.mcafeeindia.com. All Rights Reserved. The footer also contains a red bar with a back button and a home button.

9. Enter your name (parent's name), Date of Birth & Mobile number which are required to print e-receipt and click 'Continue'.

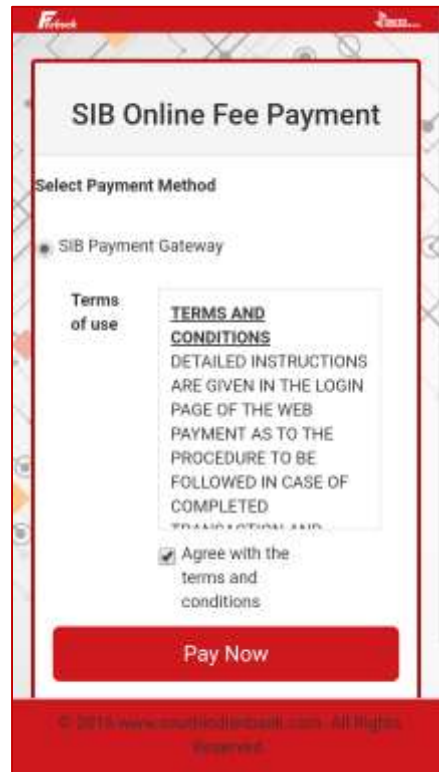
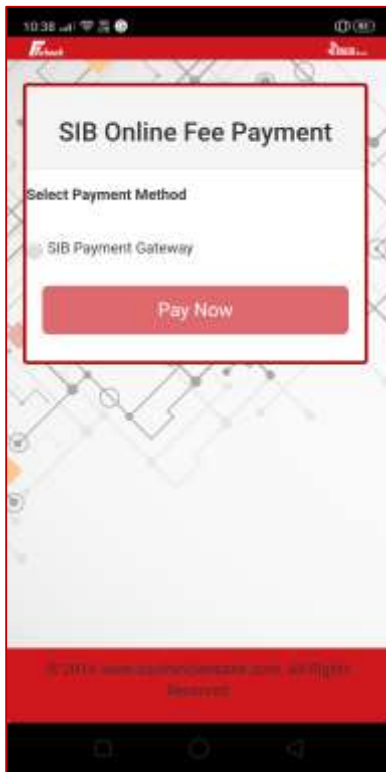


A screenshot of a mobile application interface with a red header and footer. The form contains the following fields and values:

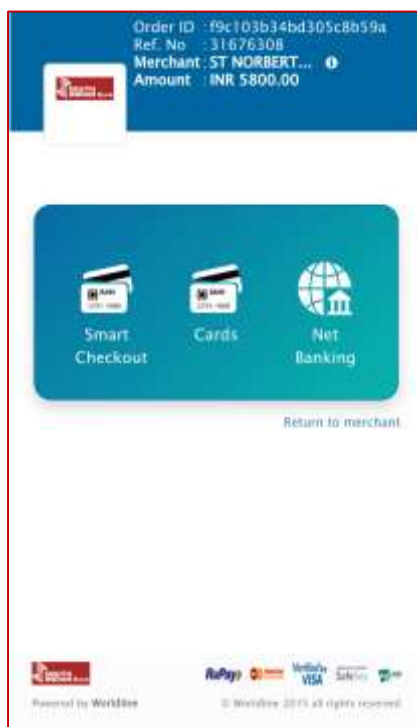
- 0 (text input)
- Please enter your Name, Date of Birth & Mobile Number. This is required to reprint your e-receipt, if the need arises. (red message box)
- Name\* (text input)
- Enter Name (placeholder text)
- Date of Birth (DD-MM-YYYY)\* (text input)
- Enter DOB (placeholder text)
- Mobile Number (10 digits)\* (text input)
- Enter Mobile No (placeholder text)
- Continue >> (red button)
- << Back (red button)

At the bottom, there is a copyright notice: © 2019 www.mcafeeindia.com. All Rights Reserved. The footer also contains a red bar with a back button and a home button.

10. Check 'SIB Payment Gateway' & check 'Agree with the terms and Conditions' and click 'Pay Now'.



11. Complete the payment with any of the given methods – Smart Checkout, Credit/Debit Card or Net Banking.



## B. Payment via SIB Feebook website

URL - <https://feebook.southindianbank.com/FeeBookUser/org?id=83>

This URL takes the payer to Step 4 of the payment procedure using mobile application, and the following steps are the same.

**Note:** Cash or Cheque mode of payment of fees will not be available at school from **March 1, 2020**; instead parents are requested to make online payment or pay the fees at South Indian Bank, Kothanur using Challan form which is available in the school office.